


# PJ-WPD-700

## User Guide



**IMPORTANT:** Please read this User Guide to obtain important information on installing and using your product in a safe manner, as well as registering your product for future service. Warranty information contained in this User Guide will describe your limited coverage from ViewSonic® Corporation, which is also found on our web site at <http://www.viewsonic.com> in English, or in specific languages using the Regional selection box of our website.

Model No. VS19836  
P/N: PJ-WPD-700

## **Thank you for choosing ViewSonic®**

As a world-leading provider of visual solutions, ViewSonic® is dedicated to exceeding the world's expectations for technological evolution, innovation, and simplicity. At ViewSonic®, we believe that our products have the potential to make a positive impact in the world, and we are confident that the ViewSonic® product you have chosen will serve you well.


Once again, thank you for choosing ViewSonic®!

# Contents

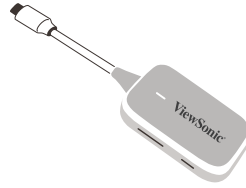
<b>Introduction .....</b>	<b>4</b>
Package Contents .....	4
Product Overview .....	5
Receiver.....	5
Transmitter.....	5
<b>Making Connections.....</b>	<b>6</b>
Connecting the Receiver.....	6
Connecting the Transmitter.....	6
<b>Appendix.....</b>	<b>7</b>
Specifications.....	7
LED Indicator .....	8
Transmitter.....	8
Product Dimensions .....	9
Transmitter.....	9
Receiver.....	9
<b>Regulatory and Service Information .....</b>	<b>10</b>
Compliance Information.....	10
FCC Compliance Statement.....	10
FCC Radiation Exposure Statement.....	11
SAR statement .....	11
IC Warning Statement.....	12
Country Code Statement.....	12
IC Radiation Exposure Statement.....	13
CE Conformity for European Countries.....	14
Declaration of RoHS2 Compliance.....	15
Indian Restriction of Hazardous Substances .....	16
Product Disposal at End of Product Life .....	16
Copyright Information .....	17
Customer Service .....	18

# Introduction

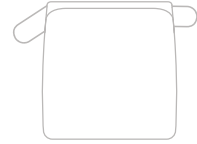
## Package Contents



Receiver



Transmitter

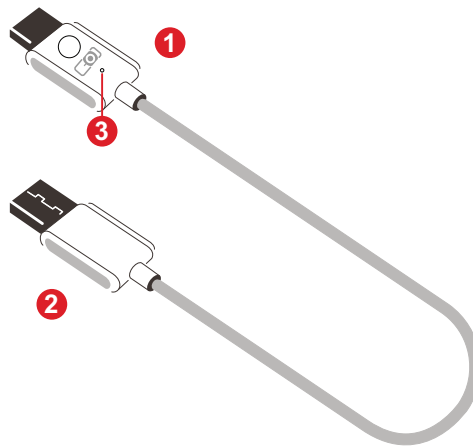


Soft Carry Case

**NOTE:** If anything is missing or damaged, please contact your local reseller for more information.

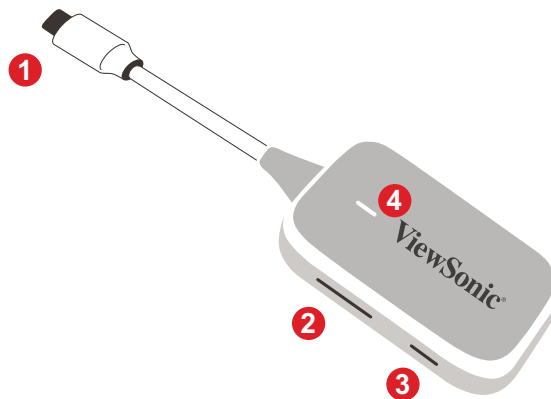
# Product Overview

## Receiver



Number	Item	Description
1	HDMI <sup>1</sup> Output	Version 1.4; connect to a projection device.
2	USB A <sup>2</sup> Input	For power input only (5V/0.5A).
3	Reset	For pairing and resetting to default settings.

## Transmitter



Number	Item	Description
1	USB C <sup>3</sup> Input	Display input; connect to the casting device (e.g., laptop, mobile phone, tablet).
2	Pair Button	<ul style="list-style-type: none"><li>• Press to turn casting ON/OFF as the display signal is transmitting.</li><li>• Press and hold for five (5) seconds to enter pairing mode (if needed)</li></ul>
3	Reset Button	Press and hold for five (5) seconds to reset the device to factory default settings.
4	LED Indicator	Indicates the power and connection status.

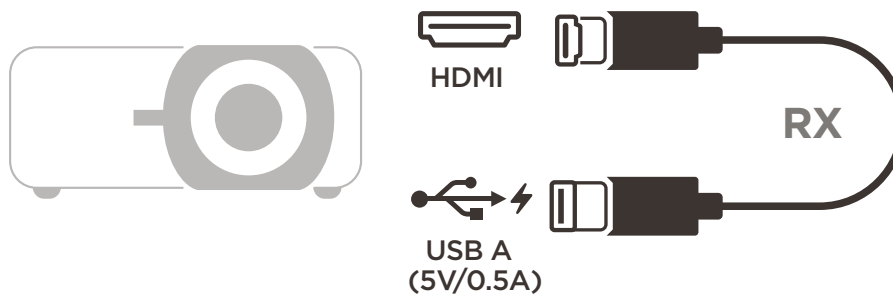
<sup>1</sup> Compatible with HDMI 1.4

<sup>2</sup> Compatible with USB A

<sup>3</sup> Compatible with USB C. Ensure your device supports video output and power delivery via USB C port (DisplayPort Alternative Mode on USB C)

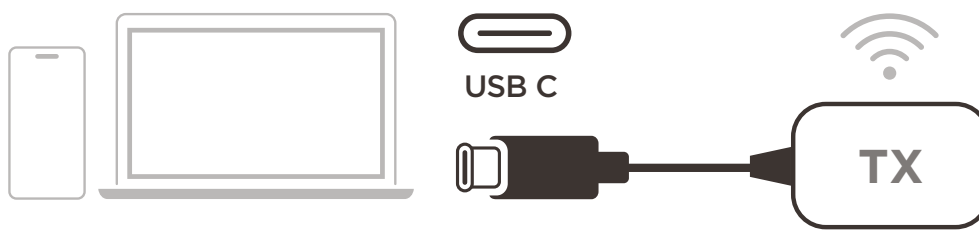
# Making Connections

## Connecting the Receiver



1. Connect the Receiver's HDMI Output to an **HDMI** port of the projector.  
**NOTE:** Ensure the projector is also turned ON.
2. Plug the Receiver's USB A Input into the **USB A** port of the projector that can provide 5V/0.5A power.

## Connecting the Transmitter



1. Connect the Transmitter's USB C Input to a **USB C** port of the casting device (e.g. laptop, mobile phone, tablet).
2. Once connected, the Transmitter's LED Indicator will flash for a few seconds then stop. At this time, the casting device's screen will cast automatically.
3. Pressing the Pair Button will toggle casting ON/OFF while the casting device is transmitting.

### **NOTE:**

- Ensure your device supports video output and power delivery via USB C port (DisplayPort Alternative Mode on USB C).
- Casting is supported for all laptops, including those running Windows and macOS, as well as Android and Apple devices with DP Alt output.
- Duplicate and Extend mode for Windows/macOS systems are supported.
- To reset to default settings, press the Reset Button for five (5) seconds.
- Genuine HDCP (High-bandwidth Digital Content Protection) for DRM (Digital Rights Management) streaming is supported.

# Appendix

## Specifications

Category	Specifications	
<b>Function</b>	Transmitter	Receiver
<b>Wi-Fi</b>	5 GHz 1T1R	5 GHz 1T1R
<b>HDCP Support</b>	HDCP 1.4	HDCP 1.4
<b>Video support</b>	up to 1080p @ 60 Hz	up to 1080p @ 60 Hz
<b>Audio support</b>	2 channels, PCM	2 channels, PCM
Interface	Specifications	
<b>HDMI</b>	N/A	1
<b>USB C<sup>1</sup></b>	1	N/A
<b>USB A</b>	N/A	1 (only for power input)
Physical Buttons	Specifications	
<b>Pair Button</b>	1	1 (Pin hole)
<b>Reset Button</b>	1	N/A
Miscellaneous	Specifications	
<b>Power Input</b>	5V/1A	5V/0.5A
<b>Power Consumption</b>	3W	1.5W
<b>Physical Dimension (W x H x D)</b>	170 x 40 x 16 mm (6.69" x 1.57" x 0.63")	677 x 17 x 6 mm (26.65" x 0.67" x 0.24")
<b>Weight</b>	37.5 g (0.08 lbs)	19 g (0.04 lbs)
<b>Operating Temperature</b>	0° C to 35° C. (32° F to 95° F)	
<b>Operating Humidity</b>	10% to 90% (non-condensing)	

<sup>1</sup> Ensure your device supports video output and power delivery via USB C port (DisplayPort Alternative Mode on USB C)

# LED Indicator

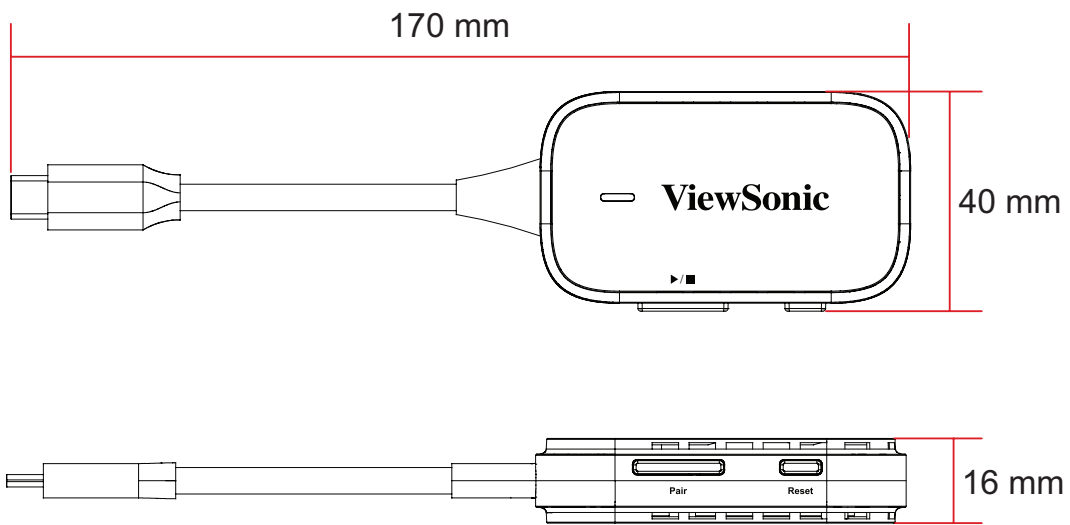
## Transmitter

<b>Light</b>	<b>Description</b>
<b>Solid White</b>	The Transmitter is connected to the Receiver successfully and is operating normally.
<b>Flashing (Slowly)</b>	The Transmitter is ready to pair with the Receiver when the receiver is powered up.
<b>Flashing (Quickly)</b>	The Transmitter is connecting with the Receiver.
<b>Off</b>	The Transmitter is not working properly; or there is no power input.

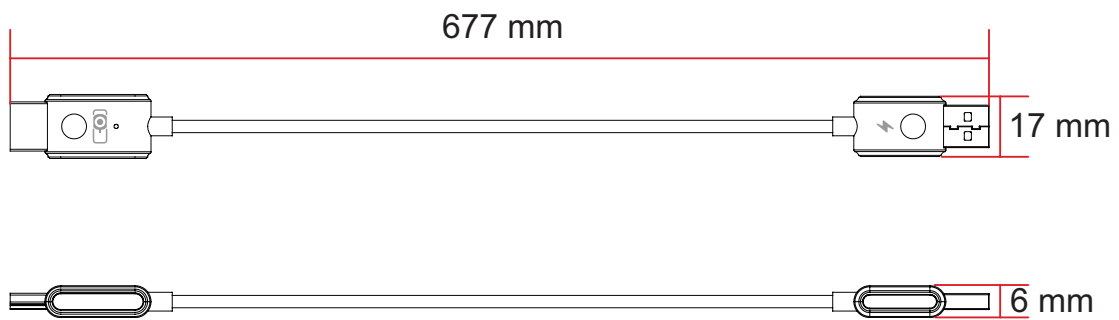


# Product Dimensions

## Transmitter



## Receiver



# Regulatory and Service Information

## Compliance Information

This section addresses all connected requirements and statements regarding regulations. Confirmed corresponding applications shall refer to nameplate labels and relevant markings on the unit.

### FCC Compliance Statement

This device complies with part 15 of FCC Rules. Operation is subject to the following two conditions: (1) this device may not cause harmful interference, and (2) this device must accept any interference received, including interference that may cause undesired operation. This equipment has been tested and found to comply with the limits for a Class B digital device, pursuant to part 15 of the FCC Rules.

These limits are designed to provide reasonable protection against harmful interference in a residential installation. This equipment generates, uses, and can radiate radio frequency energy, and if not installed and used in accordance with the instructions, may cause harmful interference to radio communications. However, there is no guarantee that interference will not occur in a particular installation. If this equipment does cause harmful interference to radio or television reception, which can be determined by turning the equipment off and on, the user is encouraged to try to correct the interference by one or more of the following measures:

- Reorient or relocate the receiving antenna.
- Increase the separation between the equipment and receiver.
- Connect the equipment into an outlet on a circuit different from that to which the receiver is connected.
- Consult the dealer or an experienced radio/TV technician for help.

**Warning:** You are cautioned that changes or modifications not expressly approved by the party responsible for compliance could void your authority to operate the equipment.

### Industry Canada Statement

This Class B digital apparatus complies with Canadian ICES-003.

Cet appareil numérique de classe B est conforme à la norme NMB-003 du Canada.  
CAN ICES-003(B) / NMB-003(B)

## **FCC Radiation Exposure Statement**

This equipment complies with FCC radiation exposure limits set forth for an uncontrolled environment. End users must follow the specific operating instructions for satisfying RF exposure compliance.

This transmitter must not be co-located or operating in conjunction with any other antenna or transmitter. This equipment should be installed and operated with a minimum distance of 20 centimeters between the radiator and your body.

The users manual or instruction manual for an intentional or unintentional radiator shall caution the user that changes or modifications not expressly approved by the party responsible for compliance could void the user's authority to operate the equipment.

## **SAR statement**

This device meets the government's requirements for exposure to radio waves. This device is designed and manufactured not to exceed the emission limits for exposure to radio frequency (RF) energy set by the Federal Communications Commission of the U.S. Government.

The SAR limit set by the FCC is 1.6W/Kg. For body-worn operation, this device has been tested and meets the FCC RF exposure guidelines for use with an accessory that contains no metal and positions the device a minimum of 0mm from the body. RF exposure compliance with any body-worn accessory that contains metal was not tested and certified. And use of such body-worn accessory should be avoided. Accessory available in market and must be used to keep use distance 0mm from EUT to body-worn operation.

VS19859 FCC ID: GSSVS19859

VS19836 FCC ID: GSSVS19836

## **IC Warning Statement**

This device complies with Industry Canada license- exempt RSS standard(s). Operation is subject to the following two conditions: (1) this device may not cause interference, and (2) this device must accept any interference, including interference that may cause undesired operation of the device.

Le présent appareil est conforme aux CNR d'Industrie Canada applicables aux appareils radio exempts de licence. L'exploitation est autorisée aux deux conditions suivantes : ( 1 ) l'appareil ne doit pas produire de brouillage, et ( 2 ) l'utilisateur de l'appareil doit accepter tout brouillage radioélectrique subi, même si le brouillage est susceptible d'en compromettre le fonctionnement.

## **Country Code Statement**

For product available in the USA/Canada market, only channel 1~11 can be operated. Selection of other channels is not possible.

Pour les produits disponibles aux États-Unis/Canada du marché, seul le canal 1 à 11 peuvent être exploités. Sélection d'autres canaux n'est pas possible.

## IC Radiation Exposure Statement

This equipment complied with IC RSS-102 radiation exposure limits set forth for an uncontrolled environment. This equipment should be installed and operated with minimum distance 20cm between the radiator & your body. The device for the band 5150-5825 MHz is only for indoor usage to reduce potential for harmful interference to co-channel mobile satellite systems.

Cet équipement est conforme aux limites d'exposition aux rayonnements IC établies pour un environnement non contrôlé. Cet équipement doit être installé et utilisé avec un minimum de 20cm de distance entre la source de rayonnement et votre corps. Les dispositifs fonctionnant dans la bande 5150-5825 MHz sont réservés uniquement pour une utilisation à l'intérieur afin de réduire les risques de brouillage préjudiciable aux systèmes de satellites mobiles utilisant les mêmes canaux.

Radiation Exposure: This equipment complies with Canada radiation Exposure limits set forth for an uncontrolled environment to maintain compliance with IC's RF Exposure guidelines. This device and its antenna(s) must not be co-located or operation in conjunction with any other antenna or transmitter.

Exposition au rayonnement: cet équipement est conforme aux rayonnements Canada. Les limites d'exposition fixées pour un environnement non contrôlé afin de maintenir la conformité avec les lignes directrices d'exposition aux RF d'IC. Ce dispositif et ses antennes ne doivent pas être co-localisés ni fonctionner en conjonction avec une autre antenne ou un autre émetteur.

Operation in the band 5150-5250 MHz is only for indoor use to reduce the potential for harmful interference to co-channel mobile satellite systems.

La bande 5150-5250 MHz est réservée uniquement pour une utilisation à l'intérieur afin de réduire les risques de brouillage préjudiciable aux systèmes de satellites mobiles utilisant les mêmes canaux.

VS19859 IC ID: 4280A-VS19859

VS19836 IC ID: 4280A-VS19836

## CE Conformity for European Countries

**CE** The device complies with the EMC Directive 2014/30/EU and Low Voltage Directive 2014/35/EU. Radio Equipment Directive 2014/53/EU.

### The following information is only for EU-member states:

The mark shown to the right is in compliance with the Waste Electrical and Electronic Equipment Directive 2012/19/EU (WEEE). The mark indicates the requirement NOT to dispose of the equipment as unsorted municipal waste, but use the return and collection systems according to local law.



## Declaration of RoHS2 Compliance

This product has been designed and manufactured in compliance with Directive 2011/65/EU of the European Parliament and the Council on restriction of the use of certain hazardous substances in electrical and electronic equipment (RoHS2 Directive) and is deemed to comply with the maximum concentration values issued by the European Technical Adaptation Committee (TAC) as shown below:

Substance	Proposed Maximum Concentration	Actual Concentration
Lead (Pb)	0.1%	< 0.1%
Mercury (Hg)	0.1%	< 0.1%
Cadmium (Cd)	0.01%	< 0.01%
Hexavalent Chromium (Cr6 <sup>+</sup> )	0.1%	< 0.1%
Polybrominated biphenyls (PBB)	0.1%	< 0.1%
Polybrominated diphenyl ethers (PBDE)	0.1%	< 0.1%
Bis(2-ethylhexyl) phthalate (DEHP)	0.1%	< 0.1%
Butyl benzyl phthalate (BBP)	0.1%	< 0.1%
Dibutyl phthalate (DBP)	0.1%	< 0.1%
Diisobutyl phthalate (DIBP)	0.1%	< 0.1%

### Certain components of products as stated above are exempted under the Annex III of the RoHS2 Directives as noted below:

- Copper alloy containing up to 4% lead by weight.
- Lead in high melting temperature type solders (i.e. lead-based alloys containing 85% by weight or more lead).
- Electrical and electronic components containing lead in a glass or ceramic other than dielectric ceramic in capacitors, e.g. piezoelectronic devices, or in a glass or ceramic matrix compound.
- Lead in dielectric ceramic in capacitors for a rated voltage of 125V AC or 250V DC or higher.

## **Indian Restriction of Hazardous Substances**

Restriction on Hazardous Substances statement (India). This product complies with the “India E-waste Rule 2011” and prohibits use of lead, mercury, hexavalent chromium, polybrominated biphenyls or polybrominated diphenyl ethers in concentrations exceeding 0.1 weight % and 0.01 weight % for cadmium, except for the exemptions set in Schedule 2 of the Rule.

## **Product Disposal at End of Product Life**

ViewSonic® respects the environment and is committed to working and living green. Thank you for being part of Smarter, Greener Computing. Please visit the ViewSonic® website to learn more.

### **USA & Canada:**

<https://www.viewsonic.com/us/go-green-with-viewsonic>

### **Europe:**

<https://www.viewsonic.com/eu/go-green-with-viewsonic>

### **Taiwan:**

<https://recycle.epa.gov.tw/>



## Copyright Information

Copyright© ViewSonic® Corporation, 2023. All rights reserved.

Macintosh and Power Macintosh are registered trademarks of Apple Inc.

Microsoft, Windows, and the Windows logo are registered trademarks of Microsoft Corporation in the United States and other countries.

ViewSonic® and the three birds logo are registered trademarks of ViewSonic® Corporation.

VESA is a registered trademark of the Video Electronics Standards Association. DPMS, DisplayPort, and DDC are trademarks of VESA.

**Disclaimer:** ViewSonic® Corporation shall not be liable for technical or editorial errors or omissions contained herein; nor for incidental or consequential damages resulting from furnishing this material, or the performance or use of this product.

In the interest of continuing product improvement, ViewSonic® Corporation reserves the right to change product specifications without notice. Information in this document may change without notice.

No part of this document may be copied, reproduced, or transmitted by any means, for any purpose without prior written permission from ViewSonic® Corporation.

## Customer Service

For technical support or product service, see the table below or contact your reseller.

**NOTE:** You will need the product's serial number.

Country/ Region	Website	Country/ Region	Website
<b>Asia Pacific &amp; Africa</b>			
Australia	<a href="http://www.viewsonic.com/au/">www.viewsonic.com/au/</a>	Bangladesh	<a href="http://www.viewsonic.com/bd/">www.viewsonic.com/bd/</a>
中国 (China)	<a href="http://www.viewsonic.com.cn">www.viewsonic.com.cn</a>	香港 (繁體中文)	<a href="http://www.viewsonic.com/hk/">www.viewsonic.com/hk/</a>
Hong Kong (English)	<a href="http://www.viewsonic.com/hk-en/">www.viewsonic.com/hk-en/</a>	India	<a href="http://www.viewsonic.com/in/">www.viewsonic.com/in/</a>
Indonesia	<a href="http://www.viewsonic.com/id/">www.viewsonic.com/id/</a>	Israel	<a href="http://www.viewsonic.com/il/">www.viewsonic.com/il/</a>
日本 (Japan)	<a href="http://www.viewsonic.com/jp/">www.viewsonic.com/jp/</a>	Korea	<a href="http://www.viewsonic.com/kr/">www.viewsonic.com/kr/</a>
Malaysia	<a href="http://www.viewsonic.com/my/">www.viewsonic.com/my/</a>	Middle East	<a href="http://www.viewsonic.com/me/">www.viewsonic.com/me/</a>
Myanmar	<a href="http://www.viewsonic.com/mm/">www.viewsonic.com/mm/</a>	Nepal	<a href="http://www.viewsonic.com/np/">www.viewsonic.com/np/</a>
New Zealand	<a href="http://www.viewsonic.com/nz/">www.viewsonic.com/nz/</a>	Pakistan	<a href="http://www.viewsonic.com/pk/">www.viewsonic.com/pk/</a>
Philippines	<a href="http://www.viewsonic.com/ph/">www.viewsonic.com/ph/</a>	Singapore	<a href="http://www.viewsonic.com/sg/">www.viewsonic.com/sg/</a>
臺灣 (Taiwan)	<a href="http://www.viewsonic.com/tw/">www.viewsonic.com/tw/</a>	ประเทศไทย	<a href="http://www.viewsonic.com/th/">www.viewsonic.com/th/</a>
Việt Nam	<a href="http://www.viewsonic.com/vn/">www.viewsonic.com/vn/</a>	South Africa & Mauritius	<a href="http://www.viewsonic.com/za/">www.viewsonic.com/za/</a>
<b>Americas</b>			
United States	<a href="http://www.viewsonic.com/us">www.viewsonic.com/us</a>	Canada	<a href="http://www.viewsonic.com/us">www.viewsonic.com/us</a>
Latin America	<a href="http://www.viewsonic.com/la">www.viewsonic.com/la</a>		
<b>Europe</b>			
Europe	<a href="http://www.viewsonic.com/eu/">www.viewsonic.com/eu/</a>	France	<a href="http://www.viewsonic.com/fr/">www.viewsonic.com/fr/</a>
Deutschland	<a href="http://www.viewsonic.com/de/">www.viewsonic.com/de/</a>	Қазақстан	<a href="http://www.viewsonic.com/kz/">www.viewsonic.com/kz/</a>
Россия	<a href="http://www.viewsonic.com/ru/">www.viewsonic.com/ru/</a>	España	<a href="http://www.viewsonic.com/es/">www.viewsonic.com/es/</a>
Türkiye	<a href="http://www.viewsonic.com/tr/">www.viewsonic.com/tr/</a>	Україна	<a href="http://www.viewsonic.com/ua/">www.viewsonic.com/ua/</a>
United Kingdom	<a href="http://www.viewsonic.com/uk/">www.viewsonic.com/uk/</a>		

