



Visitor Welcome



Contractor Management



Employee Management



Fire Register and Evacuation

# Optimised Visitor Management

Protect the people and places that power your organisation



Sign In

Sign Out

Welcome to Sharq, please sign in

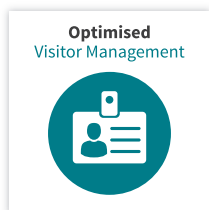
Delivered

SHARQ

RECEPTION

# Create a great impression.

Today's visitors expect a streamlined and efficient sign-in and reception service.



**Optimised  
Visitor Management**

As part of Sharp's suite of Optimised Software Solutions, our Visitor Management system extends the benefits of digital transformation into the reception area. It is a smart, secure and easy to use platform for visitor, employee and contractor registration

– ensuring that you always make a great first impression, while freeing up administrative resources for more productive tasks.

## Simply smarter service

With its intuitive software and touchscreen technology, Sharp's Optimised Visitor Management system provides a really quick and easy way to self sign-in and out of sites or specific building zones. Visitors simply tap the screen to enter their details.

As well as saving the receptionist time managing guest sign-ins, there's also no need to locate the visitor's host. The system will instantly notify them by email or text message that their guest has arrived. And for added convenience, delivery companies or couriers can quickly drop off packages using the dedicated delivery button.

## Fast-track sign-in

If a visitor or group of visitors has been pre-registered, perhaps for a conference, then they can sign-in quickly by simply scanning a QR code. Similarly, for returning visitors, the sign-in process is much quicker, as our Optimised Visitor Management system can remember their name and who they visited last time.

## Everything you need

Depending on your requirement, our Optimised Visitor Management system has the flexibility to be provided on a range of small or large format Sharp interactive flat panel displays. The system is completely configurable so images, branding and registration questions can be tailored to your exact requirements.

In addition, the system can print the relevant type of badge for visitors or contractors<sup>\*1</sup>. Information on the badge can be configured to your specifications. It can display the visitor and host details as well as a unique identifier number, which the visitor can enter when they sign-out to confirm that they have left. The badge can also be customised with WiFi settings, health and safety instructions or any other relevant information.

<sup>\*1</sup> Badge printer is optional



# A safer workplace for everyone.

Safety and compliance is a priority for every organisation. Using our Optimised Visitor Management system, you can protect the people and places that power your organisation.

## Accurate movement tracking

Welcoming visitors to your organisation isn't just about making a good impression – it is important to monitor their arrival and departure for security, compliance and health & safety reasons. This is one of the major limitations of a manual visitor registration process, as it is easy to lose track of who is in the building.

Sharp's Optimised Visitor Management system enables you to create a safer workplace as the movements of every visitor are accurately recorded, so you can track the flow of people in and out of a site. At any time you can generate a real-time report to identify exactly who is in the building, or review all visitor activity at the end of the day.

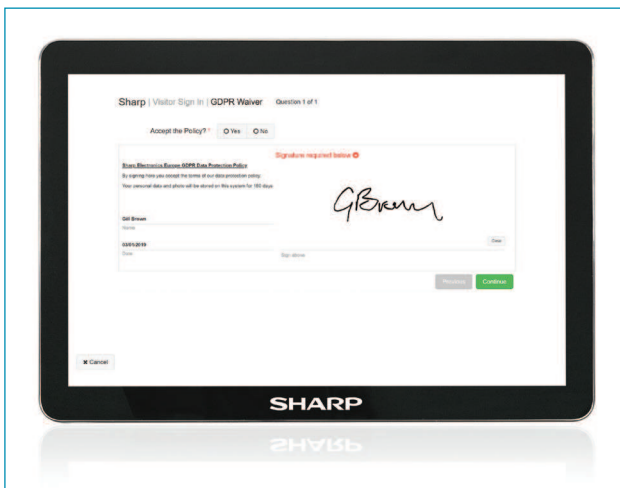
Having a central database of up-to-date contact details also means that you can quickly notify everyone in the event of an emergency and provide instruction on what to do.

## Making compliance easy

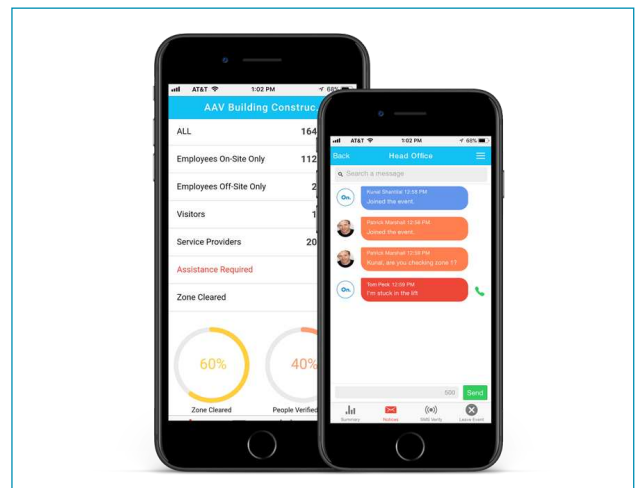
Ensuring compliance with relevant data protection regulations, such as the new General Data Protection Regulation (GDPR), and health & safety laws is a priority for every organisation. You also have a duty of care to ensure the welfare of everyone in your buildings.

The Optimised Visitor Management sign-in process is a great opportunity to capture important information and vital consent for data protection and legal requirements. It includes the facility to make sure that all visitors, employees and contractors are aware of the relevant health & safety procedures and confidentiality rules – and have confirmed their acceptance. In addition, rules can be set to ensure visitor information is securely removed from the system periodically.

So, you always have a clear record to prove you have shown due diligence and complied with any relevant legal or regulatory requirements.



Option to request visitor signature to confirm acceptance.



Mobile apps for emergency and evacuation management.\*<sup>1</sup>

\*<sup>1</sup> Some mobile apps will incur additional fees

# A solution for any environment.

With three options to choose from there is a solution to meet everyone's requirements - whatever your needs.

## Small

This compact counter top system offers ease and efficiency to users, with its easy to use 10" touchscreen. The addition of the compact Brother printer makes it easy for visitors to print their own ID badges.

- RZE402 (10") 'EPOS' Unit
- Logitech C920 HD Pro Webcam
- Brother QL810W Wireless Label Printer (Option)
- Optional Small Format Kiosk (L8010067010WE)
- Optional Barcode scanner (RZE2BR1)



## Medium

This medium sized system offers users a slightly larger screen. The optional Dalen stand allows the printer to be combined with the screen to save on space.

- (15") 'EPOS' Unit
- Logitech C920 HD Pro Webcam
- Brother QL810W Wireless Label Printer (Option)
- Optional Medium Format Kiosk (L8010067015WEBK)
- Optional Barcode scanner (L80NLV3101)



## Large

This large, freestanding system with its easy to use touchscreen and compact Brother printer is perfect for larger reception areas. The Logitech webcam makes it easy for visitors to create their photo IDs.

- PN40TC1 (40") IFPD
- PNZB03PC Mini OPS
- Logitech C920 HD Pro Webcam
- Brother QL810W Wireless Label Printer (Option)
- Optional Large Format Kiosk (L80WR1PSP40BPWEBK)
- Optional Barcode scanner (L80NLV3101)



# Key Features



## Visitor Welcome

- Welcome screen branded to suit customer requirement
- Visitor pre-registration
- Returning visitor remembrance



## Visitor Management

- Touch sign-in/out
- Display health and safety notices
- Obtain signature for data retention policy (GDPR)



## Sync With Calendar

- Create pre-registered visitors using your calendar
- Easily book meeting rooms
- Send visitors emails with details of their upcoming visit



## Image Capturing

- Guests can take their own pictures for their photo ID
- Ensures security and safety of members and guests



## Notifications

- Host can receive email and/or SMS notifications for their guest's arrival or for security alerts
- Watchlist triggers alerts when certain people sign in



## Deliveries

- Courier drop-off
- Notifications of delivery arrivals



## Integrated Printer

- Visitors can print their own name badges upon sign-in
- Ensures registration is simple and efficient
- Photo ID allows visitors to be identified easily



## Fire Register and Evacuation

- Emergency register, notification & mustering
- Run post-evacuation reports to evaluate efficiency of evacuation



## Visitor Reporting

- Standard reports for visitor insight
- Easily capture visitor, employee and contractor data

# WhosOnLocation

The WhosOnLocation product suite provides complete people presence management for your organisation, allowing you to track visitors, employees and contractors easily - improving service and safety.

## Visitor Management

- Screen and track the flow of visitors, contractors, and employees through various touchpoints and across multiple facilities or work sites.
- See who is due on-site, view live on-site reports, and report on past site visitor data for increased safety, security and compliance.

## Contractor Management

- Manage attendance, hazard notice compliance and inductions across multiple facilities.
- Empower contractors to manage their own data via a secure Service Provider Portal.
- Contractor data is all backed with powerful reporting and insights.





## Whos On. Location

## Employee Management

- Manage employees profiles, permissions and presence to support your site security.
- Run inductions for new employees and set notifications when they sign-in outside regular working hours, and more.
- Employee data is backed with powerful reporting and insights.

## Emergency Management

- Track cleared zones, view requests for help, monitor real-time evacuation progress, and more.
- Powerful post-emergency reporting provides communication, mustering and evacuation reports for evaluation.




# Specifications

## Kiosk Displays\*1

<b>Sharp RZ-E402</b>	<p>Compact and slim size design</p> <p>True flat 10" (25.7cm) adjustable LCD colour touch screen</p> <p>Intel Celeron N3160 Quad Core CPU</p> <p>Up to 7 USB ports for connection of various optional devices</p> <p>Windows 10 IoT operating system</p> <p>64GB Solid State Disk</p> <p>2 integrated speakers</p>
<b>Sharp RZ-E3L5EBK + RZ-E3CJTBK</b>	<p>15.1" (38.3cm) Full Colour adjustable LCD screen</p> <p>Projective capacitive technology touch screen</p> <p>Windows 10 IoT Operating System</p> <p>6 USB ports for connection of various optional devices</p> <p>Small counter top footprint with integrated cable management</p>
<b>Sharp PN-40TC1 + PN-ZB03PC</b>	<p>40" (100.33cm) size with 1920 x 1080 pixels</p> <p>Fast and responsive PCAP capacitive 10 point touch</p> <p>Intel Celeron N3160 Quad Core CPU</p> <p>5 USB ports for connection of various optional devices</p> <p>Windows 10 IoT operating system</p> <p>64GB Solid State Disk</p> <p>2 integrated speakers</p>

## WhosOnLocation Visitor Management Software

<b>Supported Operation Systems</b>	<p>Microsoft Windows 8 or later</p> <p>Mac OSX</p>
<b>Supported Browsers</b>	<p>Microsoft Internet Explorer 10+</p> <p>Chrome</p> <p>Firefox ESR</p> <p>Safari*2</p>



**Whos On. Location**

\*1 Other hardware options are available. \*\* Label printing is not supported.

Design and specifications are subject to change without prior notice. All information was correct at time of print. Windows, Windows Server, and Windows Vista are registered trademarks of Microsoft Corporation in the United States and/or other countries. WhosOnLocation is a worldwide registered trademark of WhosOnLocation Ltd. All other company names, product names and logotypes are trademarks or registered trademarks of their respective owners. © Sharp Corporation February 2019. Ref Optimised Visitor Management Brochure. Job No. 19735. All trademarks acknowledged. E&OE.

## Additional Options

### Printer\*1

<b>Brother QL810W</b>		<p>USB and Wi-Fi connectivity with AirPrint support</p> <p>Black and white label print</p>
-----------------------	---	--




### Camera

<b>Logitech C920</b>		<p>Full HD 1080p video recording with Autofocus</p> <p>2 integrated microphones</p> <p>Plug and play USB connectivity</p>
----------------------	---	---

### Barcode Scanner

<b>RZE2BR1</b>		<p>Barcode scanner for 10" screen</p> <p>Mounts directly on to base of screen</p>
<b>L80NLV3101</b>		<p>Barcode scanner for 15" screen</p> <p>Compact 2D high speed scan capabilities</p> <p>Single green light LED aim light</p> <p>Dual red LED scan lights</p>

### Stands

<b>Dalen Kiosk Stand 1 L8010067010WE</b>		<p>White metal fixing plate with pilot holes for desktop fixing</p> <p>To be used with 10 inch screen and Brother printer</p> <p>Mounting bracket for Logitech camera</p>
<b>Dalen Kiosk Stand 2 L8010067015WEBK</b>		<p>White stand which allows 15inch screen and camera to be mounted and Brother printer to be housed</p> <p>Mounting bracket for Logitech camera</p>
<b>Dalen Kiosk Stand 3 L80WR1PSP40BPWEBK</b>		<p>Free standing Kiosk for Portrait mounting of the 40 inch screen and Brother Printer</p> <p>Includes capability to mount Logitech camera</p>

**SHARP**  
Be Original.